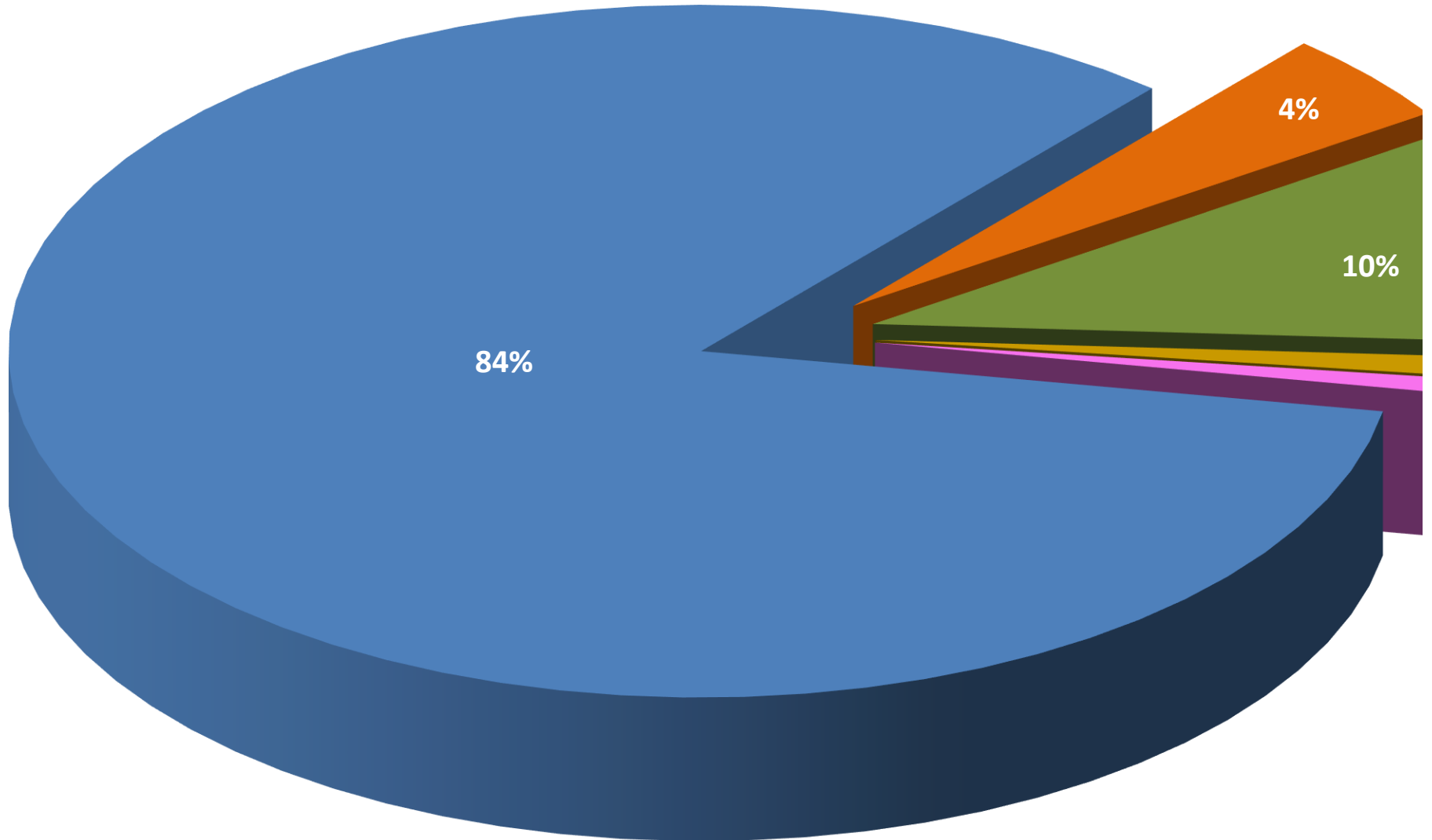




Brevard County

2025 Total Sales* Percentage of Five Major Property Types



- 84% Single Family Homes & Townhomes
- 10% Condominiums
- 1% Multi Family (<10 units)

- 4% Mobile Homes
- 1% Improved Commercial

* Sales meeting 12/28/24

2025

Count

THIS IS THE PRIOR YEAR FOR SALES, NOT ROLL YEAR

Single Family Homes & Townhomes

11736

84% 84% Single Family Homes & Townhomes

Mobile Homes

605

4% 4% Mobile Homes

Condominiums

1445

10% 10% Condominiums

Improved Commercial

149

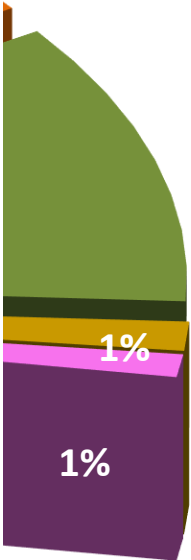
1% 1% Improved Commercial

Multi Family (<10 units)

117


1% 1% Multi Family (<10 units)

14052



Brevard Cour

2025 Total Sales* Percentage of Five Major Prop



nty